

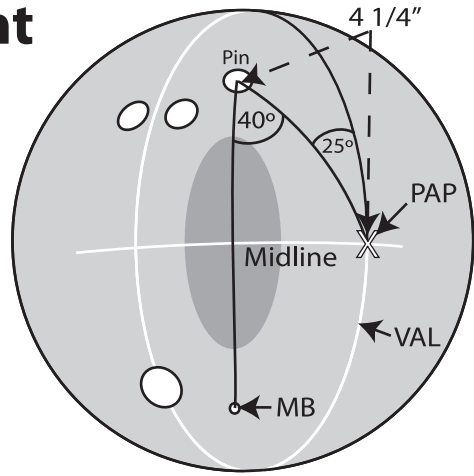
MO's Recommended Layouts for Low Track Players

(with a PAP less than 4 1/2" over)

Sharper Breakpoint

layout =

40° Drilling Angle X 4 1/4" Pin to PAP X 25° Angle to the VAL



Use for most players on most patterns

RipR Drilled Ball Specs				
Balance Hole	None	P1	P2	Double Thumb
Int Diff	0.024	0.026	0.034	0.040
Total Diff	0.045	0.050	0.056	0.061
Ratio	0.53	0.53	0.61	0.65
RG of PAP	2.573	2.589	2.588	2.584

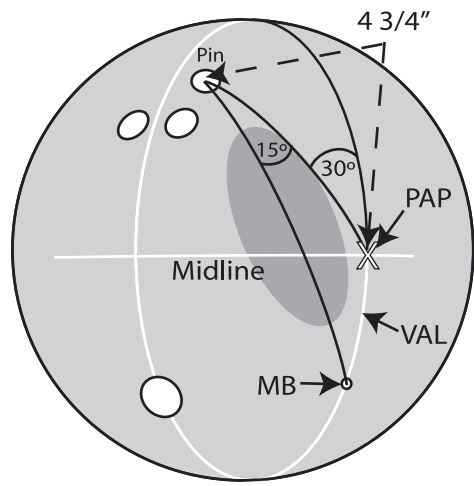
More Angular Breakpoint

Recommended Pin Distance 3-5.5"

Midlane

layout =

15° Drilling Angle X 4 3/4" Pin to PAP X 30° Angle to the VAL



Use for Speed Dominant Players and/or heavier oil volumes

RipR Drilled Ball Specs				
Balance Hole	None	P1	P2.5	P4
Int Diff	0.016	0.025	0.028	0.031
Total Diff	0.040	0.053	0.058	0.063
Ratio	0.41	0.47	0.48	0.49
RG of PAP	2.580	2.597	2.597	2.593

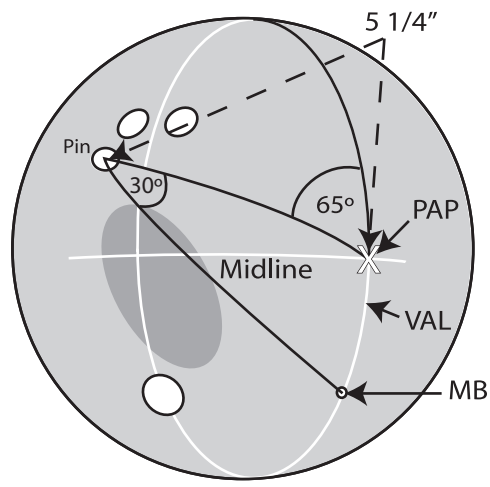
Heavy Forward Roll

Recommended Pin Distance 3-5.5"

Control

layout =

30° Drilling Angle X 5 1/4" Pin to PAP X 65° Angle to the VAL



Use for Rev Dominant Players and/or lighter oil volumes

RipR Drilled Ball Specs			
Balance Hole	None	P1	P2.5
Int Diff	0.016	0.026	0.033
Total Diff	0.031	0.044	0.049
Ratio	0.53	0.59	0.67
RG of PAP	2.581	2.598	2.597

Smooth Continuous Hook

Recommended Pin Distance 1-3"

*Note - Sample Diagrams use a PAP of 4" over by 0 ⇕ Actual Layout may appear different depending upon the bowler's PAP

If and when a balance hole is needed, we recommend using our "Gradient Line Balance Hole System". It is available on line at MoRichBowling.com