

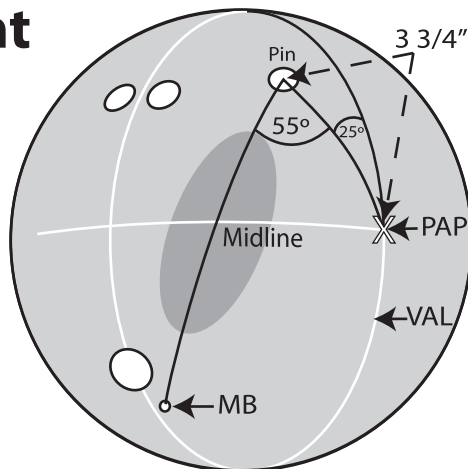
MO's Recommended Layouts for Medium Track Players

(with a PAP between 4 1/2 and 5 1/4" over)

Sharper Breakpoint

layout =

55° Drilling Angle X 3 3/4" Pin to PAP X 25° Angle to the VAL



Use for most players on most patterns

RipR Drilled Ball Specs

Balance Hole	None	P1	P2	Double Thumb
Int Diff	0.023	0.021	0.030	0.037
Total Diff	0.047	0.046	0.055	0.061
Ratio	0.48	0.45	0.55	0.60
RG of PAP	2.565	2.581	2.579	2.575

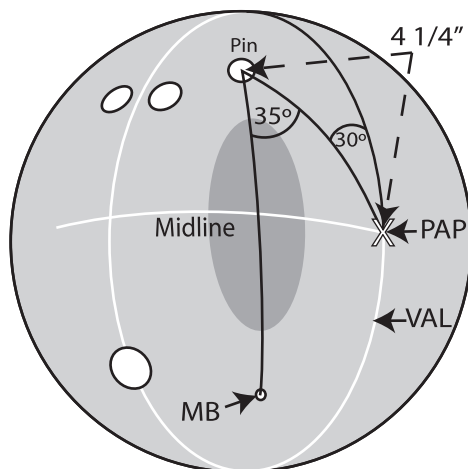
More Angular Breakpoint

Recommended Pin Distance 2-5.5"

Midlane

layout =

35° Drilling Angle X 4 1/4" Pin to PAP X 30° Angle to the VAL



Use for Speed Dominant Players and/or heavier oil volumes

RipR Drilled Ball Specs

Balance Hole	None	P1	P2.5	P4
Int Diff	0.018	0.022	0.029	0.034
Total Diff	0.043	0.046	0.057	0.063
Ratio	0.42	0.47	0.51	0.53
RG of PAP	2.571	2.587	2.586	2.578

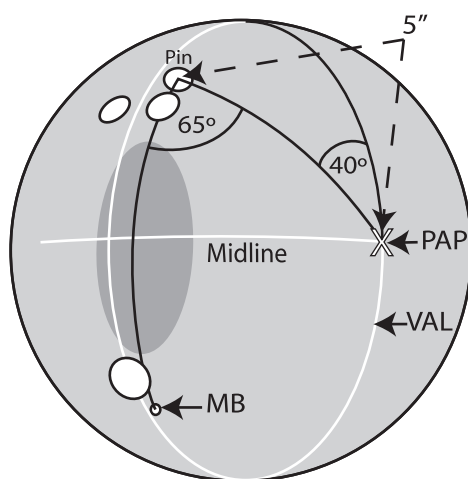
Heavy Forward Roll

Recommended Pin Distance 2-5.5"

Control

layout =

65° Drilling Angle X 5" Pin to PAP X 40° Angle to the VAL



Use for Rev Dominant Players and/or lighter oil volumes

RipR Drilled Ball Specs

Balance Hole	None	P1	P2
Int Diff	0.025	0.019	0.031
Total Diff	0.041	0.045	0.052
Ratio	0.62	0.42	0.60
RG of PAP	2.572	2.589	2.586

Smooth Continuous Hook

Recommended Pin Distance 2-4"

*Note - Sample Diagrams use a PAP of 4 3/4" over by 0" Actual Layout may appear different depending upon the bowler's PAP

MoRich bowling balls are manufactured with a predetermined surface preparation. With the assistance of a qualified pro shop, sanding, scuffing, or smoothing the surface texture, may be needed to optimize performance for different styles of players on different lane conditions. We, at MoRich, cannot overemphasize the importance of regular cleaning of your MoRich ball with a quality USBC approved cleaner IMMEDIATELY AFTER each use. Doing so will insure a more consistent reaction and maximize the life of your MoRich ball.